


Confusing Letters Activity Booklet



Name: _____






Trace over the letters.

b b b b b b b

Now try some by yourself. Start on the dot.

b

Colour in the pictures that start with the letter b.







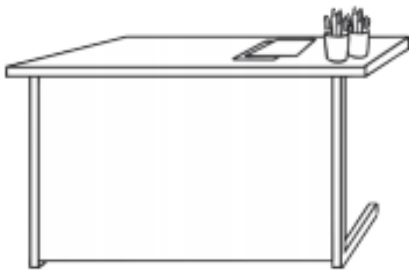
Trace over the letters.

d d d d d d d d

Now try some by yourself. Start on the dot.

d

Colour in the pictures that start with the letter d.



The letters b and d look alike. It can help to think about the word **bed**.



Draw a **red circle** around all of the d letters.

Draw a **blue circle** around all of the b letters.

d b d b
b d b d
d b d b
d b d b



Trace over the letters.



Now try some by yourself. Start on the dot.



Colour in the pictures that start with the letter p.






Trace over the letters.



Now try some by yourself. Start on the dot.



Colour in the pictures that start with the letter q.



The letters p and q look alike. Sometime we might get them mixed up. It can help to think about a **pirate** and a **queen** to tell them apart.



Draw a **red circle** around all of the p letters.

Draw a **blue circle** around all of the q letters.

p p p q
p q p q
q q p p
p q p q

Practice writing your letters.

b

b

b

d

d

d

p

p

p

q

q

q

Choose the correct letter to complete each word.

d b p q



___ueen



___og



___an



___at